Bi-directional Zener Diode
BZ16VC

Features

- Unidirectional & Bidirectional configuration
- Ideally suited for automated assembly processes
- Moisture sensitivity level 1

HF

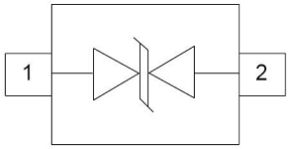

SOD-323

Mechanical Data

- Case: SOD-323
- Molding Compound: UL Flammability Classification Rating 94V-0
- Terminals: Matte tin-plated leads; solderability-per MIL-STD-202, Method 208

Ordering Information

Part Number	Package	Shipping Quantity	Marking Code
BZ16VC	SOD-323	3000 pcs / Tape & Reel	16VC

Thermal Characteristics

Parameter	Symbol	Value	Unit
Power Dissipation	P_D	200	mW
Thermal Resistance Junction-to-Air	$R_{\theta JA}$	625	°C/W
Operating Junction Temperature Range	T_J	-55 ~ +150	°C
Storage Temperature Range	T_{STG}	-65 ~ +150	°C

Electrical Characteristics (@ T_A = 25°C unless otherwise specified)

Parameter	Symbol	Test Condition	Min.	Typ.	Max.	Unit
Zener Voltage	V_Z	I_{ZT} = 1mA	14.4	16.6	17.6	V
Maximum Reverse Current	I_R	V_R = 12V	-	-	0.1	µA
Total Capacitance	C_J	V_R = 0V, f = 1.0MHz	-	-	30	pF

TYPICAL CHARACTERISTICS (@ TA = 25°C unless otherwise specified)

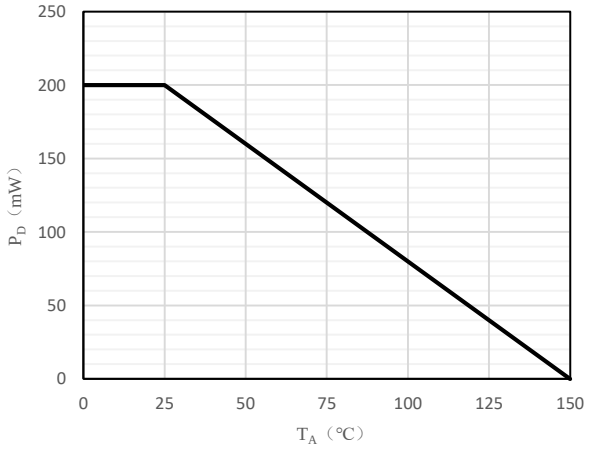

Fig 1 Steady State Power Derating

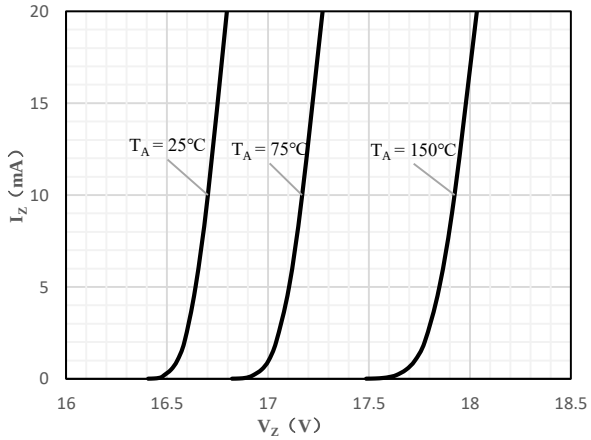

Fig 2 Typical Zener Breakdown Characteristics

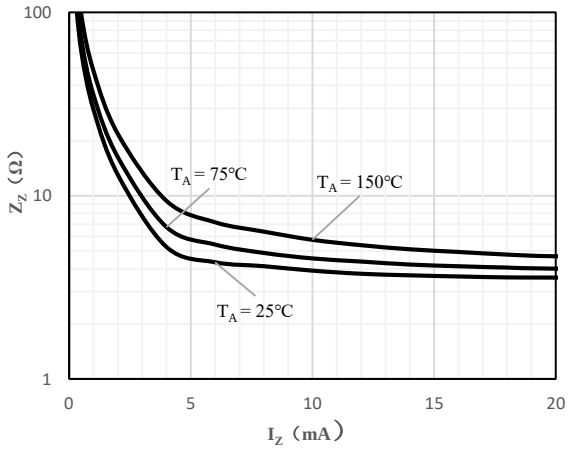

Fig 3 Zener Impedance vs. Zener Current

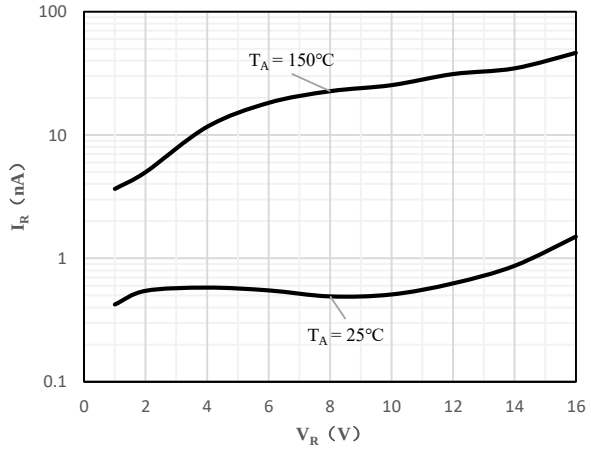

Fig 4 Typical Reverse Characteristic

Package Outline Dimensions (Unit: mm)

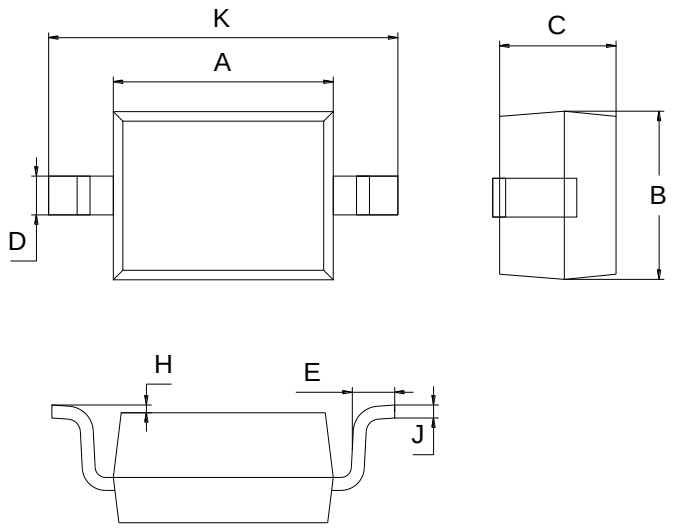

SOD-323		
Dimension	**Min.**	**Max.**
A	1.60	1.80
B	1.20	1.40
C	0.80	0.90
D	0.25	0.35
E	0.22	0.42
H	0.02	0.10
J	0.05	0.15
K	2.55	2.75

Mounting Pad Layout (Unit: mm)

SOD-323

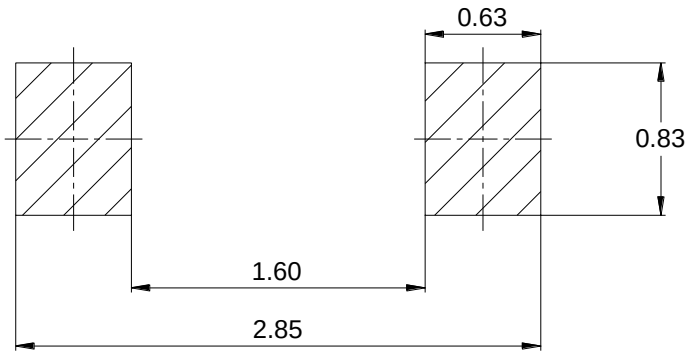

Important Notice

Changzhou Galaxy Century Microelectronics (GME) reserves the right to make changes without further notice to any product information (copyrighted) herein to make corrections, modifications, improvements, or other changes. GME does not assume any liability arising out of the application or use of any product described herein; neither does it convey any license under its patent rights, nor the rights of others.