NPN Small Signal Surface Mount Transistor

2SC4738

Features

- High voltage and high current
- Complementary PNP Type Available (2SA1832)
- RoHS compliant with Halogen-free

HF

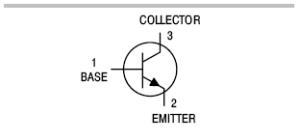

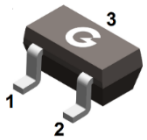

SOT-523

Mechanical Data

- Case: SOT-523
- Molding compound: UL flammability classification rating 94V-0
- Terminal s: Tin-plated; solderability per MIL-STD-202, Method 208

Ordering Information

Part Number	Package	Shipping Quantity	Marking Code
2SC4738-Y	SOT-523	3000 pcs / Tape Reel	LY
2SC4738-G	SOT-523	3000 pcs / Tape Reel	LG
2SC4738-B	SOT-523	3000 pcs / Tape Reel	LB

Maximum Ratings (@ T_A = 25°C unless otherwise specified)

Parameter	Symbol	Value	Unit
Collector-Base Voltage	V_{CBO}	60	V
Collector-Emitter Voltage	V_{CEO}	50	V
Emitter-Base Voltage	V_{EBO}	5	V
Collector Current (Continuous)	I_C	150	mA
Collector Current (Peak)	I_{CM}	200	mA
Base Current	I_B	30	mA

Thermal Characteristics

Parameter	Symbol	Value	Unit
Power Dissipation	P_D	100	mW
Thermal Resistance (Junction-to-Ambient)	$R_{\theta JA}$	1250	°C/W
Operating junction Temperature	T_J	-55 ~ +150	°C
Storage Temperature Range	T_{STG}	-55 ~ +150	°C

Electrical Characteristics (@ T_A = 25°C unless otherwise specified)

Parameter	Symbol	Test Condition	Min.	Typ.	Max.	Unit
Collector-Base Breakdown Voltage	$V_{(BR)CBO}$	I_C = 50μA, I_B = 0	60	-	-	V
Collector-Emitter Breakdown Voltage	$V_{(BR)CEO}$	I_C = 100μA, I_B = 0	50	-	-	V
Emitter-Base Breakdown Voltage	$V_{(BR)EBO}$	I_E = 50μA, I_C = 0	5	-	-	V
Collector Cut-off Current	I_{CBO}	V_{CB} = 60V, I_E = 0	-	-	100	nA
Emitter-base Cut-off Current	I_{EBO}	V_{EB} = 5V, I_C = 0	-	-	100	nA
DC Current Gain	h_{FE}	V_{CE} = 6V, I_C = 2mA	120	-	700	-
Collector-Emitter Saturation Voltage	$V_{CE(sat)}$	I_C = 100mA, I_B = 10mA	-	-	0.25	V
Transition Frequency	f_T	V_{CE} = 10V, I_C= 1mA	80	-	-	MHz
Collector Output Capacitance	Cob	V_{CB} = 10V, I_E = 0 f = 1MHz	-	-	3.5	pF

Classification of h_{FE}

Rank	Y	G	B
Range	120-240	200-400	350-700
MARKING	LY	LG	LB

Ratings and Characteristic Curves (@ T_A = 25℃ unless otherwise specified)

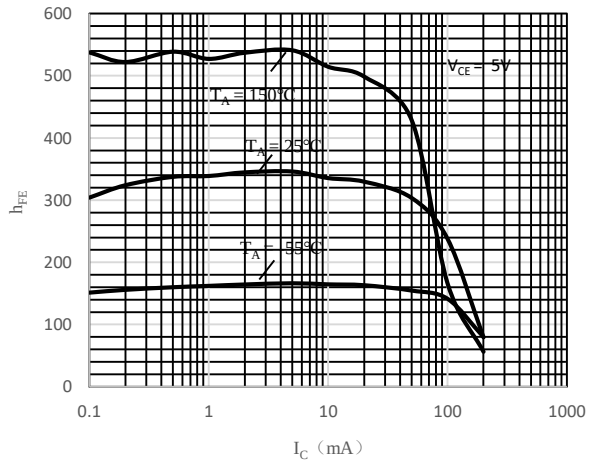

Fig 1 h_{FE} vs. I_C

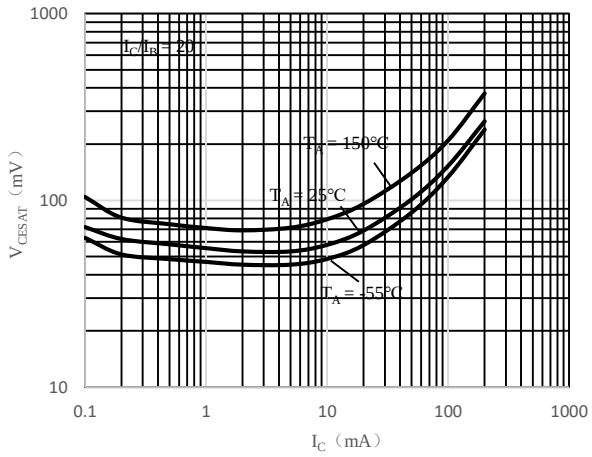

Fig 2 $V_{CE(sat)}$ vs. I_C

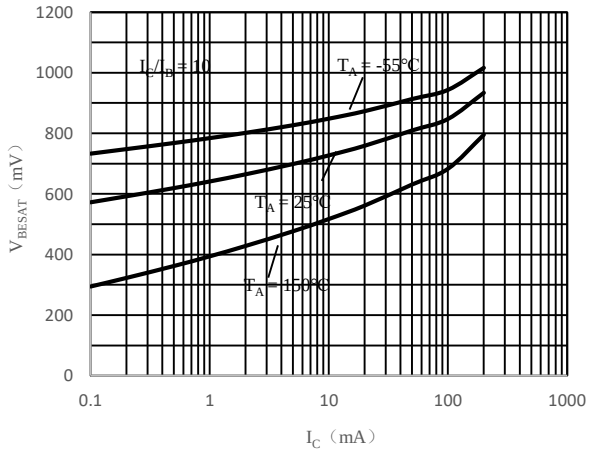

Fig 3 $V_{BE(sat)}$ vs. I_C

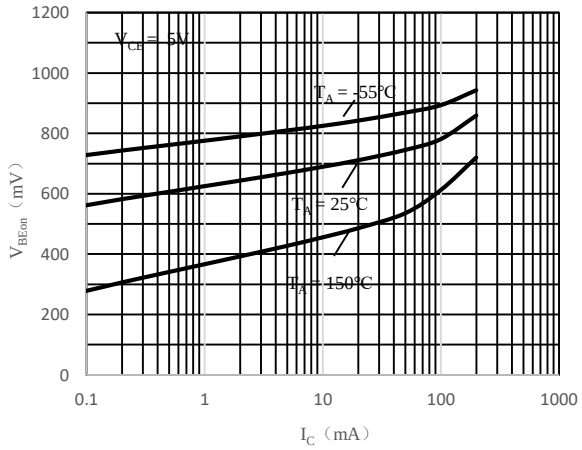

Fig 4 $V_{BE(ON)}$ vs. I_C

Package Outline Dimensions (Unit: mm)

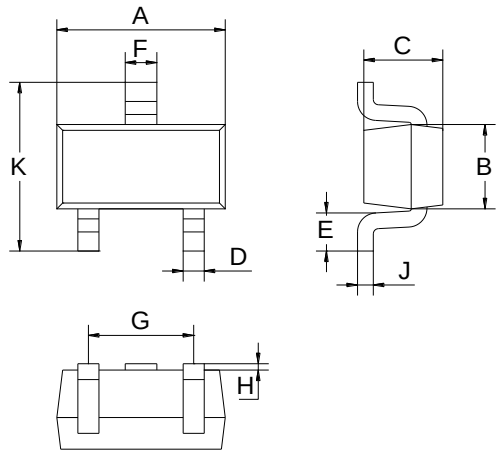

SOT-523		
Dimension	**Min.**	**Max.**
A	1.50	1.70
B	0.75	0.85
C	0.60	0.80
D	0.15	0.30
E	0.30	0.40
F	0.25	0.40
G	0.90	1.10
H	0.02	0.10
J	0.08	0.18
K	1.45	1.75

Mounting Pad Layout (Unit: mm)
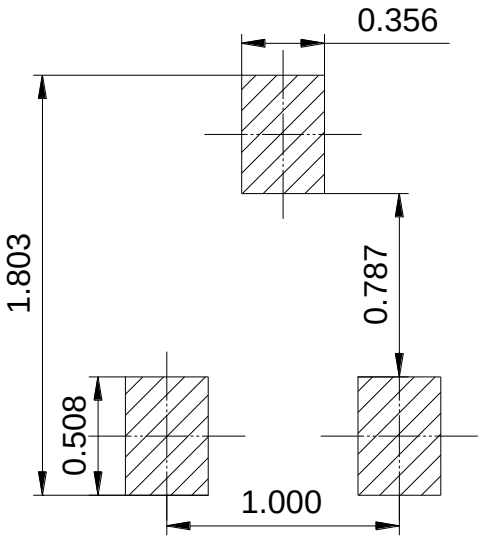
SOT-523