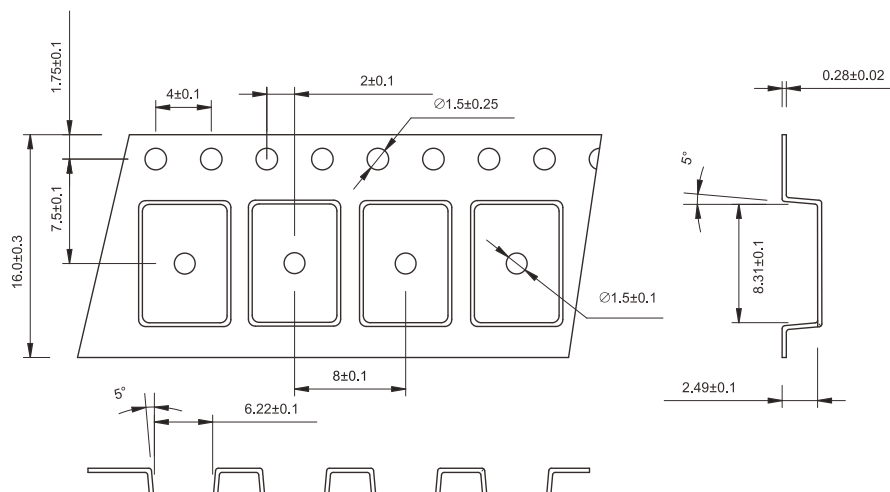


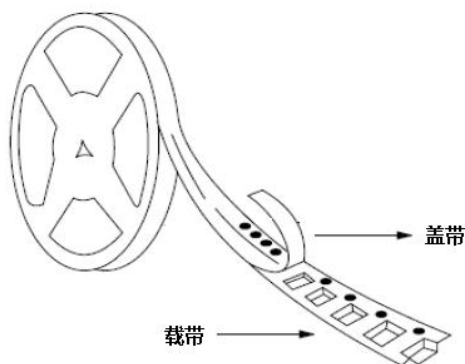
1. Taping dimensions (Unit : mm)



Cathode mark comes to feeding hole side. The direction shall be one in a reel.

2. Reeling specification

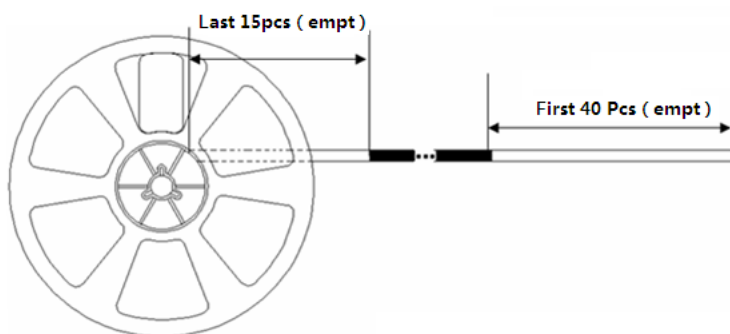
2-1. Leading direction



2-2. Leader and Trail

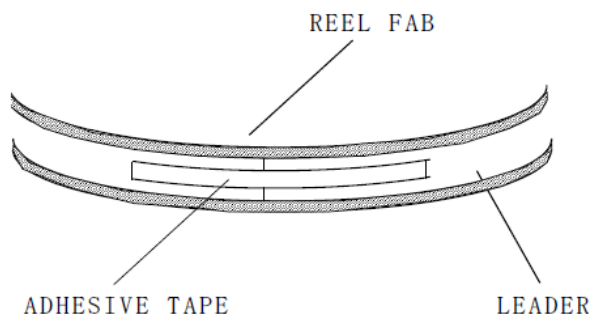
Leader tape shall be separated into two parts-an adhesive tape at first part and carrier tape without products.

Trail tape shall remain with no product and trail tape shall not be stuck directly on a reel.



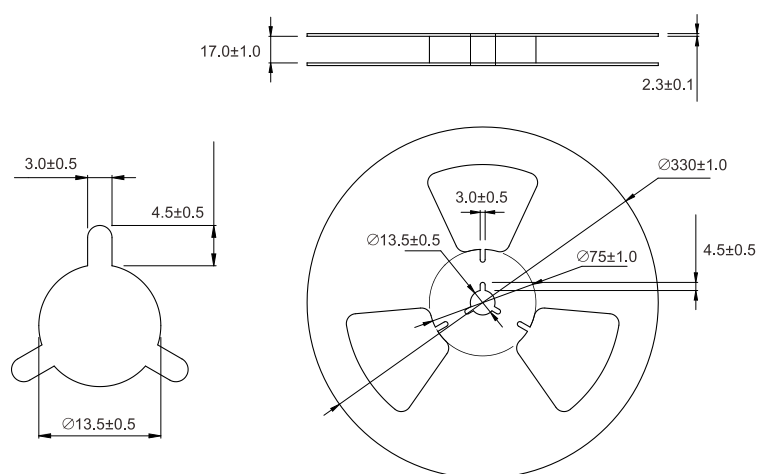
3. Treatment for end of tape

The end of leader tape shall be fixed with the white adhesive tape.



4. Quantity 3,000 pcs / reel

5. Reel dimensions (Unit : mm)



6. Marking

Each reel shall be legibly marked with the following items.

PART NO.: S5MCF

DATE: 2021-01-11

PKG.: SMCF

Q'TY: 3KPCS

RANGE: PASS



LOT. NO.: S21010108

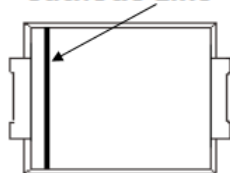


Changzhou Galaxy Century Microelectronics Co., Ltd.

7. Type

Product code of taping shall be composed as indicated below.

Cathode Line



8. Taping Peeling Strength

Peel Force (Reel Package)

Angle of peeling off : 180 ± 15 degree

Speed of peeling off : 0.33m per minute

Peel Force: 40g~90g

9. Recommended storage condition

Storage period

Use the products within 12 months after delivered.

The first reflow soldering should be performed within 168 hours after opening the moisture-proof.

Storage conditions

Products should be stored in the warehouse on the following conditions.

Temperature : $0 \sim 35^{\circ} \text{C}$

Humidity : 30 to 70% relative humidity No rapid change on temperature and humidity

Don't keep products in corrosive gases such as sulfur, chlorine gas or acid, or it may cause oxidization of electrode, resulting in poor solderability.

10. Package

Reel in Box

